




Student Name: _____ Date: _____

Paste the wool on letter 'w'.

'w' is for wool.



Trace letter 'w'







Student Name: _____ Date: _____

Colour the watermelon and paste the seeds with black paper.

'w' is for watermelon.







Trace letter 'w'





Student Name: _____ Date: _____

Trace the letter 'w' and colour the pictures start with letter 'w'.





Student Name: _____ Date: _____

Find and colour the letter 'w'.

'w' is for wall.





u	w	b	e	w	c	a	
w	g	h	w	i	j	w	
k	w	l	m	w	n	o	
w	p	q	r	w	s	t	
u	w	p	s	w	a	b	
d	w	f	i	w	l	m	
w	o	t	u	w	a	w	
b	w	c	e	w	g	h	



Student Name: _____ Date: _____

Colour the whale and trace the letter 'w'.

'w' is for whale.



Handwriting practice lines for the letter 'w'. Each row consists of four horizontal lines. The letter 'w' is written in a dotted font on each line, with a red dot at the top left of the first stroke. There are four 'w's per row, and four rows in total.